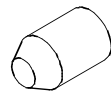


# GS ASSEMBLY AND TESTING TOOLS

## X GUN AND CHOPPER ASSEMBLY TOOLS



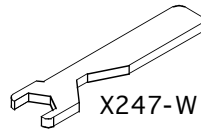
X217-T

PLACE O'RINGS ONTO X217 SLEEVE



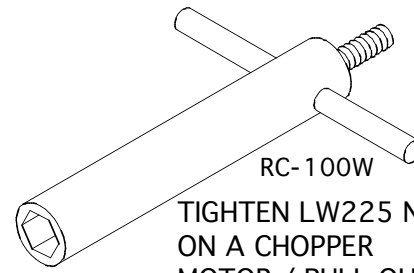
X218-T

PLACE O'RINGS ONTO X218 TRIGGER VALVE



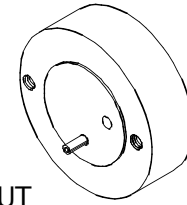
X247-W

TIGHTEN X247 RETAINER NUT



RC-100W

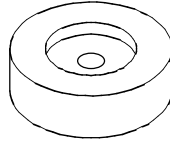
TIGHTEN LW225 NUT ON A CHOPPER MOTOR / PULL OUT F11-RO ROBO MIXER



F1-X-T

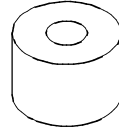
MEKP BALL/CHECK AIR LEAK TEST F1-X-04 NOZZLE

## CHOPPER ASSEMBLY/ DISASSEMBLY TOOLS



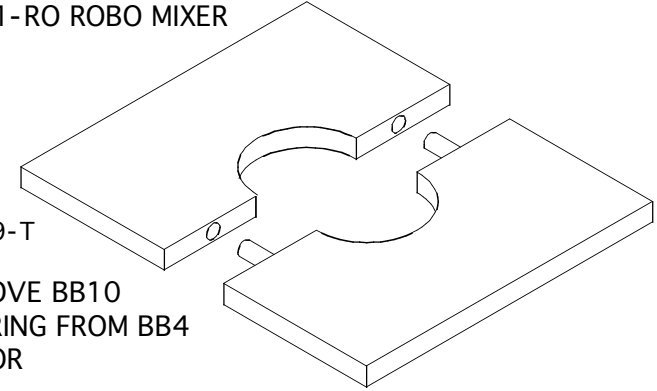
BB10-T

ALIGN BB3 PLATE INTO RC1-04 HOUSING



BB2-T

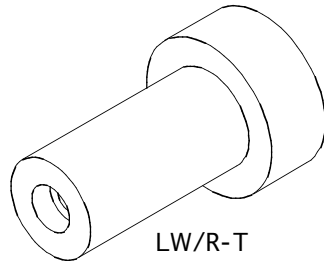
PRESS BB10 BEARING ONTO BB4 ROTOR



BB9-T

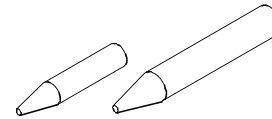
REMOVE BB10 BEARING FROM BB4 ROTOR

## LITTLE WILLIE GUN AND RASCAL GUN TOOLS



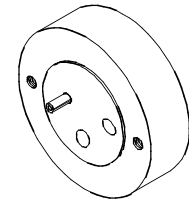
LW/R-T

SEAT NEEDLES INTO SEATS IF THEY LEAK



R46-T

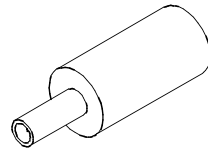
PLACE O'RINGS ON LW229 AIR VALVE AND R46



F1/RTM-T

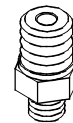
MEKP BALL / CHECK AIR LEAK TEST RTM1-00

## GUN AND CATALYST PUMP BALL / SEAT CHECK TOOLS



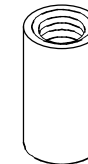
RT3-T

SEAT RT3S BALL ONTO LW202C-97 MEKP INSERT AND RT3 ONTO LW223 O'RING IN S109-97 / S144



S144-T

BALL / CHECK AIR LEAK TEST S144 HOUSING



S109-97T

BALL / CHECK AIR LEAK TEST S109-97 FOOT VALVE

REV. C	
REV. B	
REV. A	
GS MFG	1/5/17